

# Next Destination

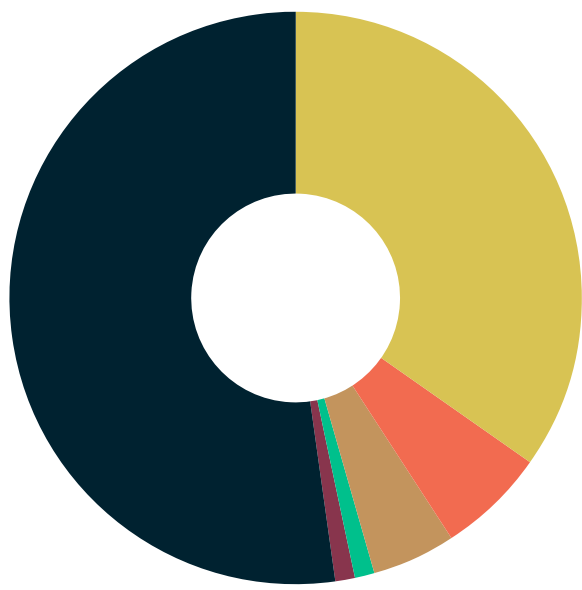
## CLASS OF 2022 UNDERGRADUATES

### NEXT DESTINATION REPORT

## Hire The TRIBE

### CLASS OF 2022 NEXT DESTINATION REPORT

Within 6 months of graduation, the career outcomes rate – employed or attending graduate/professional school – was 93%. Of those employed, 97% reported alignment with their career interests.



N=1,584 SURVEYED AND CONFERRED. KNOWLEDGE RATE IS 83%.  
National Average is 57% - NACE, 2022. W&M Career Outcomes Rate: 93%.  
National Career Outcomes Rate: 88%

53%  
EMPLOYED FULL-TIME

35%  
ATTENDING GRADUATE/  
PROFESSIONAL SCHOOL

5%  
EMPLOYED PART-TIME

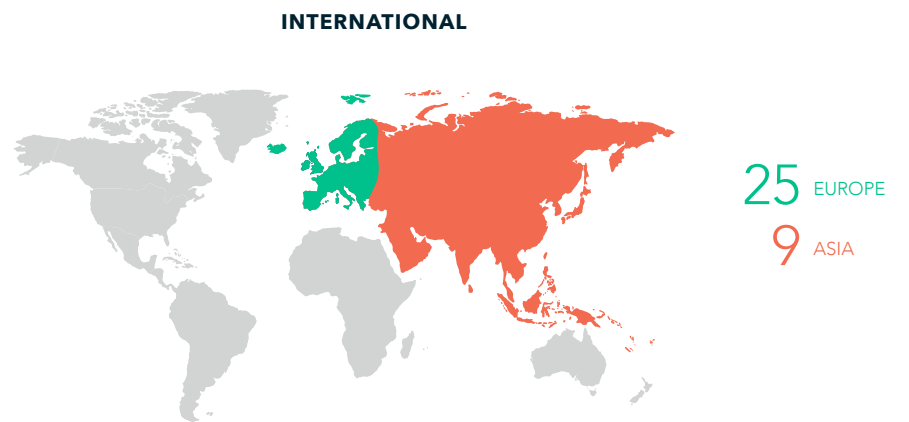
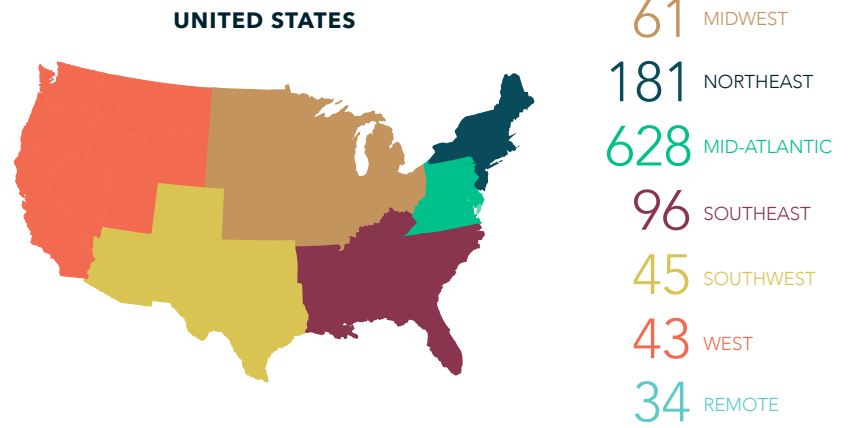
6%  
JOB SEEKING

1%  
APPLYING TO GRADUATE/  
PURSUING GRAD SCHOOL

1%  
OTHER  
(Neither job seeking, going  
to grad school, nor working)

### NEXT DESTINATION GEOGRAPHIC DISTRIBUTION

Geographic locations for employment and graduate/professional school were derived from NDS respondents, the National Student Clearinghouse, and mined data.



### AVERAGE SALARIES

Reported by W&M Class of 2022

\$67,983

OVERALL FT MEAN SALARY  
National Mean Salary for Bachelor Degrees: \$60,028  
(NACE Salary Survey, Summer 2022)

\$76,926

MEAN FT SALARY FOR BBA STUDENTS

\$63,752

MEAN FT SALARY FOR ARTS & SCIENCES STUDENTS

### INDUSTRIES

\$63,571

BUSINESS CAREERS

\$55,731

CREATIVE CAREERS

\$38,889

EDUCATION & HUMAN SERVICES CAREERS

\$47,707

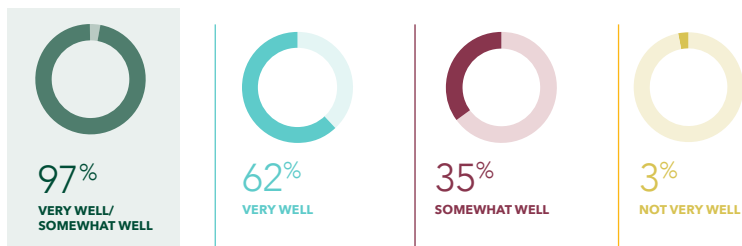
PUBLIC SERVICE CAREERS

\$61,074

STEM CAREERS

\* To learn more about salaries based on occupational field and geographic location, visit the Occupational Outlook Handbook published by the Bureau of Labor Statistics at <https://www.bls.gov/ooh/>

### CAREER INTEREST ALIGNMENT



### TOP GRADUATE & PROFESSIONAL SCHOOLS

35% of the undergraduate Class of 2022 matriculated into 127 distinct graduate/professional institutions. Those enrolling 4 or more members of the Class of 2022:

- |                                 |   |
|---------------------------------|---|
| Boston University               | Rutgers University                      |
| Columbia University             | University of Chicago                   |
| Duke University                 | University of Colorado Boulder          |
| Eastern Virginia Medical School | University of Illinois Urbana-Champaign |
| Emory University                | University of North Carolina            |
| Fordham University              | University of Pennsylvania              |
| George Mason University         | University of Virginia                  |
| George Washington University    | Virginia Commonwealth University        |
| Georgetown University           | William & Mary                          |
| Johns Hopkins University        | Yale University                         |
| New York University             |   |

### RANKINGS

#1 BEST SCHOOLS FOR INTERNSHIPS  
by Princeton Review

#13 BEST CAREER PLACEMENT  
by Princeton Review

### TOP EMPLOYERS

The undergraduate Class of 2022 reported 531 unique employers and 66 employers making multiple hires. Below are employers who hired 4 or more members of the Class of 2022:

- |                     |                    |                              |                    |
|---------------------|--------------------|------------------------------|--------------------|
| Accenture           | Epic Systems       | J.P. Morgan                  | US Army            |
| Amazon              | EY                 | KPMG                         | US Federal Reserve |
| Bank of America     | Goldman Sachs      | PwC                          | William & Mary     |
| Booz Allen Hamilton | Grant Thornton LLP | Teach for America            |                    |
| Capital One         | Guidehouse         | The Johns Hopkins University |                    |
| Deloitte            | IBM                | UBS                          |                    |