

Next Destination

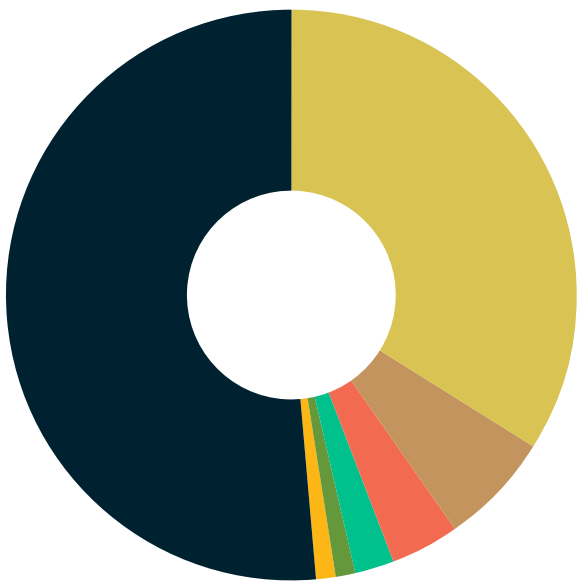
CLASS OF 2024 UNDERGRADUATES

NEXT DESTINATION REPORT

Hire The TRIBE

CLASS OF 2024 NEXT DESTINATION REPORT

Within 6 months of graduation, the career outcomes rate – employed or attending graduate/professional school – was 92%. Of those employed, 97% reported alignment with their career interests.



51.4%
EMPLOYED FULL-TIME

33.9%
ATTENDING GRADUATE/
PROFESSIONAL SCHOOL

6.4%
EMPLOYED PART-TIME

4.1%
JOB SEEKING

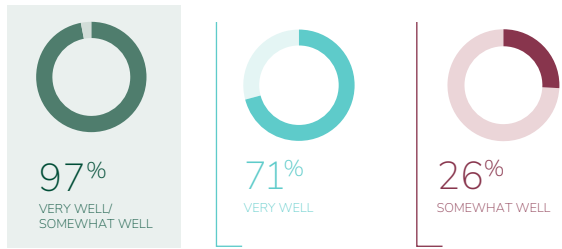
2%
APPLYING TO GRADUATE/
PURSUING GRAD SCHOOL

1.3%
VOLUNTEER OR
SERVICE PROGRAM

.9%
MILITARY SERVICE

N=1684 SURVEYED AND CONFERRED. KNOWLEDGE RATE IS 80%
National Average is 55% - NACE, 2024. W&M Career Outcomes Rate: 92%.
National Career Outcomes Rate: 85.7

CAREER INTEREST ALIGNMENT



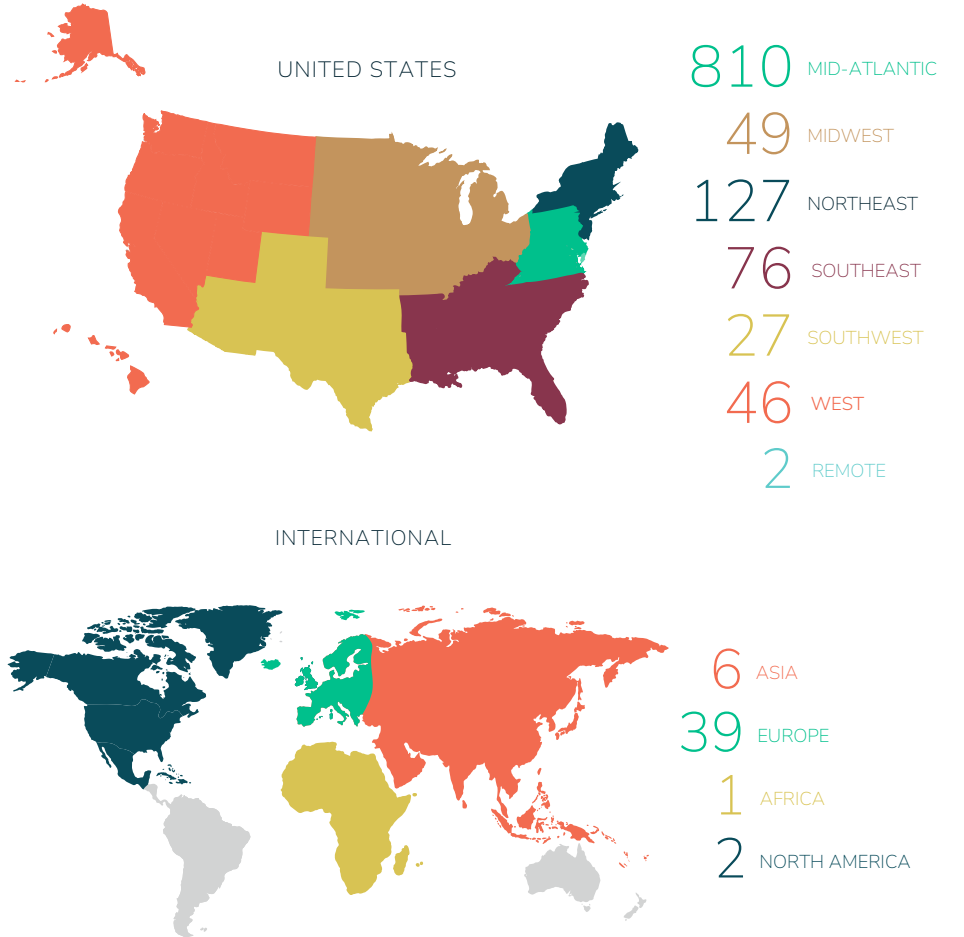
TOP GRADUATE & PROFESSIONAL SCHOOLS

Approximately 34% of the undergraduate Class of 2024 matriculated into 148 distinct graduate/professional institutions. Those enrolling 4 or more members of the Class of 2024:

- | | |
|---------------------------------|-------------------------------------|
| American University | Northern Virginia Community College |
| Columbia University | Old Dominion University |
| Duke University | Stanford University |
| George Mason University | University of Maryland |
| George Washington University | University of Pennsylvania |
| Georgetown University | University of St Andrews |
| Harvard University | University of Virginia |
| James Madison University | Vanderbilt University |
| Johns Hopkins University | Virginia Commonwealth University |
| North Carolina State University | William & Mary |

NEXT DESTINATION GEOGRAPHIC DISTRIBUTION

Geographic locations for employment and graduate/professional school were derived from NDS respondents, the National Student Clearinghouse, and mined data.



AVERAGE SALARIES

Reported by W&M Class of 2024

\$64,890

OVERALL FT MEAN SALARY

National Mean Salary for Bachelor Degrees: \$66,505
(NACE First Destinations for the College Class of 2024)

State Mean Salary for Virginia: \$62,209

(Based on 4-year public institutions that submitted to the NACE Class of 2024 survey)

\$78,142

MEAN FT SALARY FOR BBA STUDENTS

\$60,000

MEAN FT SALARY FOR ARTS & SCIENCES STUDENTS

\$79,924

BUSINESS CAREERS

\$44,044

CREATIVE CAREERS

\$43,126

EDUCATION & HUMAN SERVICES CAREERS

\$53,529

PUBLIC SERVICE CAREERS

\$61,377

STEM CAREERS

* To learn more about salaries based on occupational field and geographic location, visit the Occupational Outlook Handbook published by the Bureau of Labor Statistics at <https://www.bls.gov/ooh/>

RANKINGS

#6 PUBLIC UNIVERSITY FOR INTERNSHIPS
by Princeton Review

#18 BEST CAREER PLACEMENT
by Princeton Review

TOP EMPLOYERS

The undergraduate Class of 2024 reported 565 unique employers and 78 employers making multiple hires.

Below are employers who hired 4 or more members of the Class of 2024:

Accenture Federal Services
Bank of America
Booz Allen Hamilton
Capital One
Chartjoy

Deloitte
Epic
Ernst & Young
Fulbright Scholar Program
Inova Health System

J.P. Morgan Chase & Co.
KPMG
National Institutes of Health
PwC
Unison

Virginia Commonwealth University
William & Mary