

# Next Destination

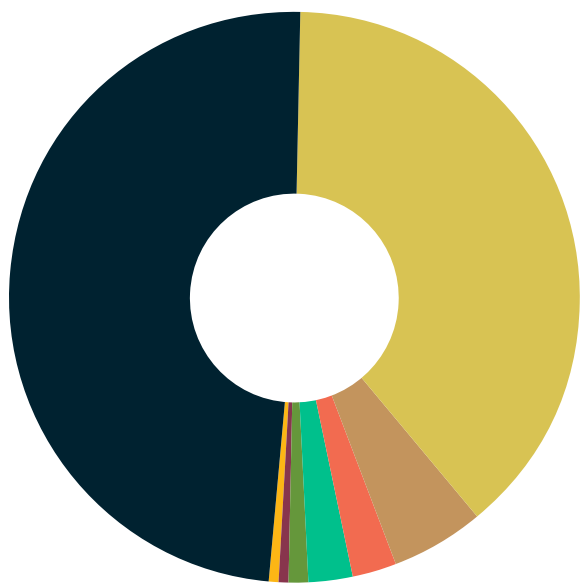
## CLASS OF 2023 UNDERGRADUATES

### NEXT DESTINATION REPORT

## Hire The TRIBE

### CLASS OF 2023 NEXT DESTINATION REPORT

Within 6 months of graduation, the career outcomes rate – employed or attending graduate/professional school – was 94%. Of those employed, 100% reported alignment with their career interests.



**49.1%**  
EMPLOYED FULL-TIME

**38.6%**  
ATTENDING GRADUATE/  
PROFESSIONAL SCHOOL

**5.1%**  
EMPLOYED PART-TIME

**2.7%**  
JOB SEEKING

**2.5%**  
APPLYING TO GRADUATE/  
PURSUING GRAD SCHOOL

**1.1%**  
VOLUNTEER OR  
SERVICE PROGRAM

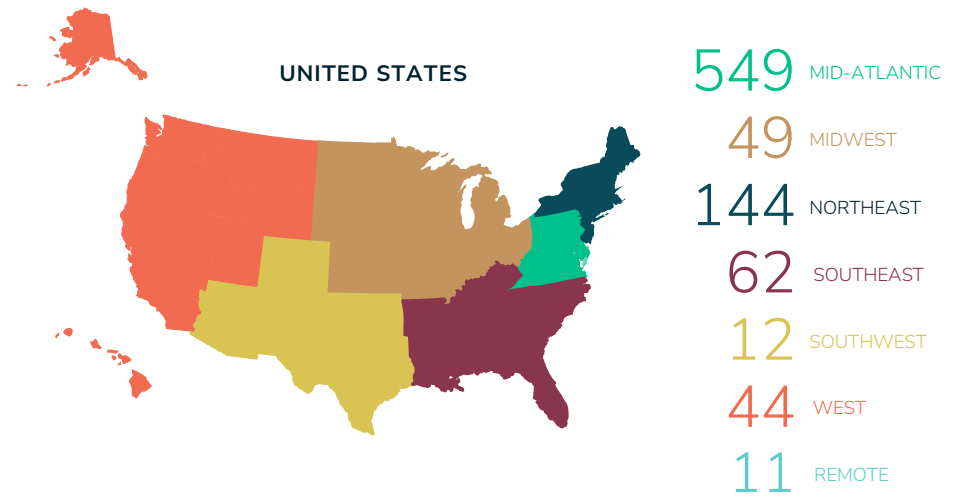
**.5%**  
OTHER  
(Neither job seeking, going  
to grad school, nor working)

**.4%**  
MILITARY SERVICE

N=1,603 SURVEYED AND CONFERRED. KNOWLEDGE RATE IS 72%.  
National Average is 56% - NACE, 2023. W&M Career Outcomes Rate: 94%.  
National Career Outcomes Rate: 85%

### NEXT DESTINATION GEOGRAPHIC DISTRIBUTION

Geographic locations for employment and graduate/professional school were derived from NDS respondents, the National Student Clearinghouse, and mined data.



### AVERAGE SALARIES

Reported by W&M Class of 2023

**\$77,168**

OVERALL FT MEAN SALARY  
National Mean Salary for Bachelor Degrees: \$63,721  
(NACE First Destinations for the College Class of 2023)

**\$84,064**

MEAN FT SALARY FOR BBA STUDENTS

**\$74,521**

MEAN FT SALARY FOR ARTS & SCIENCES STUDENTS

**\$82,949**

BUSINESS CAREERS

**\$60,667**

CREATIVE CAREERS

**\$47,453**

EDUCATION & HUMAN SERVICES CAREERS

**\$70,238**

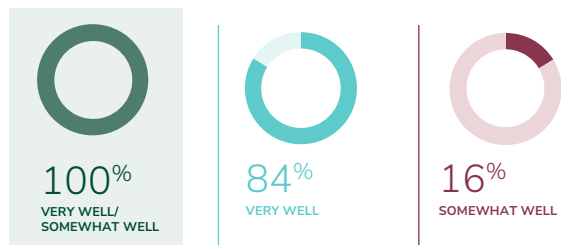
PUBLIC SERVICE CAREERS

**\$84,214**

STEM CAREERS

\* To learn more about salaries based on occupational field and geographic location, visit the Occupational Outlook Handbook published by the Bureau of Labor Statistics at <https://www.bls.gov/ooh/>

### CAREER INTEREST ALIGNMENT



### TOP GRADUATE & PROFESSIONAL SCHOOLS

Approximately 39% of the undergraduate Class of 2023 matriculated into 137 distinct graduate/professional institutions. Those enrolling 4 or more members of the Class of 2023:

Brown University	Northwestern University
Columbia University	Old Dominion University
Duke University	University of Michigan
Eastern Virginia Medical School	University of North Carolina - Chapel Hill
Emory University	University of Pennsylvania
George Mason University	University of Richmond
George Washington University	University of Virginia
Georgetown University	Virginia Commonwealth University
Harvard University	William & Mary
Johns Hopkins University	Yale University
New York University	

### RANKINGS

**TOP TEN** PUBLIC UNIVERSITY FOR INTERNSHIPS  
by Princeton Review

**#13** BEST CAREER PLACEMENT  
by Princeton Review

### TOP EMPLOYERS

The undergraduate Class of 2023 reported 461 unique employers and 58 employers making multiple hires. Below are employers who hired 4 or more members of the Class of 2023:

Accenture Federal Services	Deloitte	JPMorgan Chase & Co.	ScribeAmerica
Amazon	Ernst & Young	KPMG	U.S. House of Representatives
Booz Allen Hamilton	Freddie Mac	Morgan Stanley	UNISON
Capital One	Guidehouse	National Institutes of Health	William & Mary
CGI	IBM	PwC	