

# Next Destination

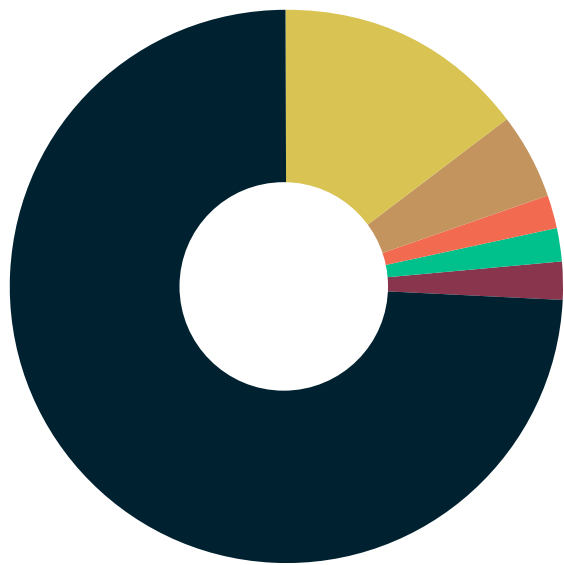
## CLASS OF 2018 UNDERGRADUATES

### NEXT DESTINATION REPORT

# Hire The TRIBE

### CLASS OF 2018 NEXT DESTINATION REPORT

Within 6 months of graduation, 89% of the Class of 2018 undergraduate survey respondents reported that they are employed full time or attending graduate school. Of those working, 91% reported their work aligned with their career interests.



**74%**  
EMPLOYED FULL-TIME

**15%**  
ATTENDING GRAD SCHOOL

**5%**  
JOB SEEKING

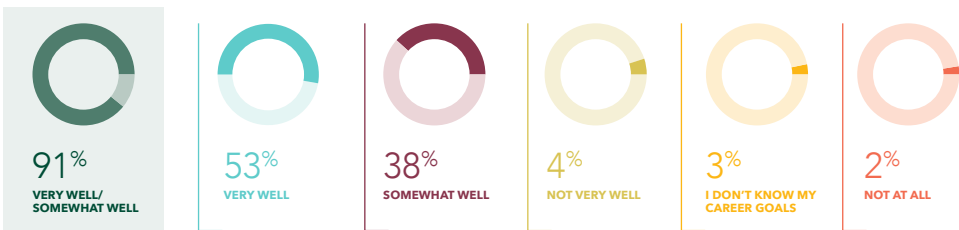
**2%**  
WORKING PART-TIME

**2%**  
PURSUING GRAD SCHOOL

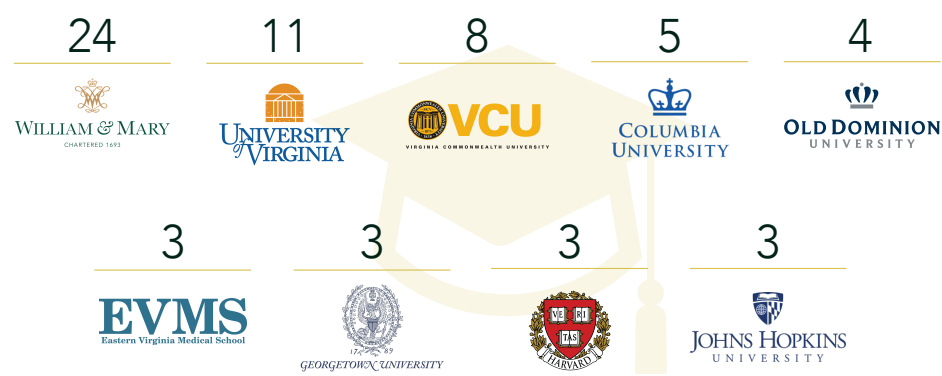
**2%**  
OTHER  
Neither job searching, going to Grad school, nor working

N=1,558 (SURVEYED AND KNOWLEDGE RATE OF 72%, NATIONAL AVERAGE OF 65%)

### CAREER INTEREST ALIGNMENT



### GRADUATE SCHOOL ENROLLMENT



### GRADUATE DEGREE REPRESENTATION



### RANKINGS

#9 BEST CAREER SERVICES  
by Princeton Review

#6 BEST SCHOOLS FOR INTERNSHIPS  
by Princeton Review

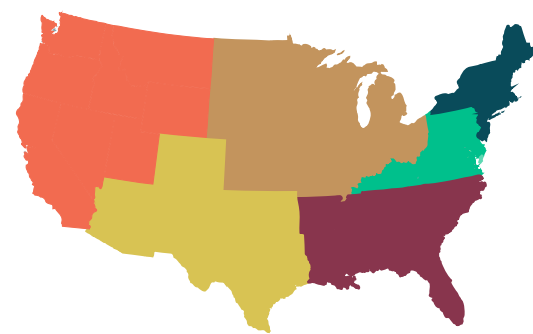
### TOP EMPLOYERS

Employers who hired 4 or more 2018 undergraduates



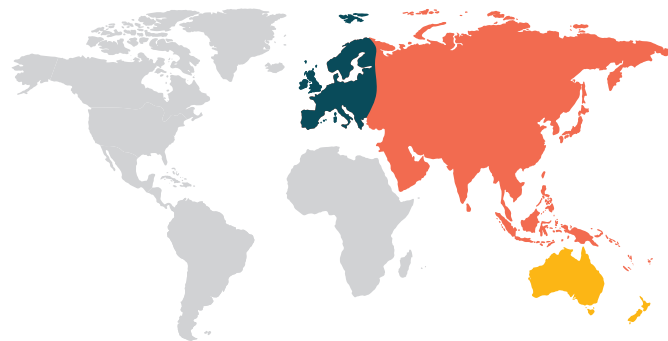
### NEXT DESTINATION GEOGRAPHIC DISTRIBUTION

#### UNITED STATES



31 MIDWEST  
135 NORTH EAST  
16 SOUTH WEST  
515 MID-ATLANTIC  
30 WEST  
38 SOUTH

#### INTERNATIONAL



10 WESTERN EUROPE  
3 EASTERN EUROPE AND ASIA  
1 AUSTRALASIA

### TOP INDUSTRIES

